

LifeShare for Memory Care

As part of our resident services, this Legacy campus, in partnership with LifeShare Technologies, is delighted to announce an exciting and innovative service for residents of our memory care facility. The service is designed to provide therapeutic tools, cognitive support, and family engagement opportunities for your loved one. The following information highlights the capabilities of this service.

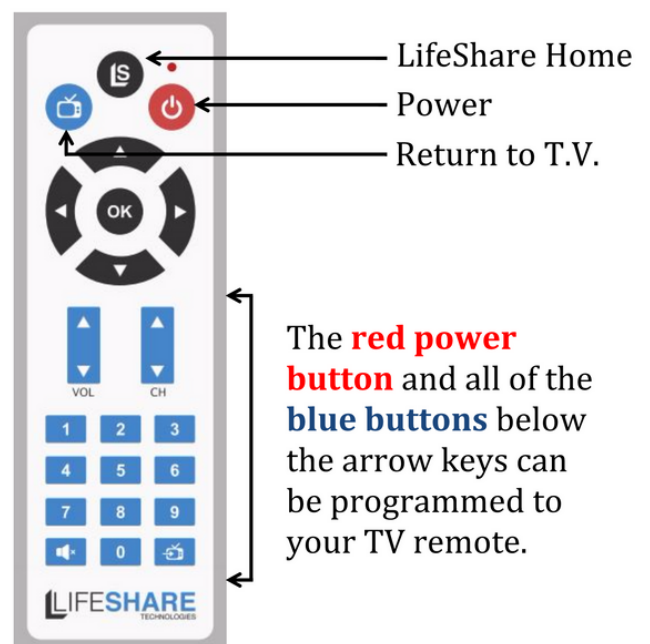
Why

LifeShare helps provide comfort and gentle brain stimulation. Our loved ones have passions in their long-term memories that can continue to bring joy and happiness to their lives. Whether through faith, music, or pictures, LifeShare can help embrace the past and bring joy to their present days. We encourage you to use LifeShare with your loved one while visiting. It will provide both an activity for conversation and reminiscing, as well as activities that can be therapeutic and comforting.

How it works

LifeShare runs on a special box connected to an input on the television. The box then connects automatically to the Internet. You can use LifeShare with your loved one to view pictures, select music, and "play" games and activities for cognitive exercise. To view LifeShare, turn on the TV and switch the input on the TV. This may be as simple as pressing the "Input" button on the white LifeShare remote.

The white LifeShare remote control can be programmed to work both your TV and the LifeShare device. You will use the 4 arrows and the "OK" button located in the center of the LifeShare remote to navigate and select various functions. The "LS" button will always return you to the home menu.



Dementia Clock

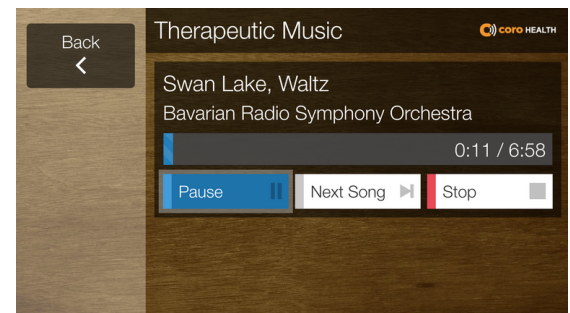
Your loved one's LifeShare home screen features a Dementia clock which serves as an orientation reminder. Those in Memory Care need structure, routine, and focus. They frequently lose their ability to recognize time and distinguish between day and night. The dementia clock can help reduce anxiety and confusion. For more information on dementia clocks read: http://www.huffingtonpost.com/sarah-archer/alzheimers-clocks_b_5913466.html

Memories

Pictures, especially those of family members and family events, are enjoyable and extremely valuable to residents. Pictures provide a point for conversation and reminiscence that stimulates discussion and provides cognitive therapy. The LifeShare service provides family and friends a simple way to send pictures that will display on the resident's television. Simply email your loved one with a picture attachment, and the photo will automatically be placed into a picture slideshow that can be viewed at any time. You should have received your loved one's email, but you may also find it at the top of the screen in the Message Channel. Picture attachments can be in any of the following standard formats: .jpg, .bmp or .gif. Memory Care residents love seeing pictures from the past.

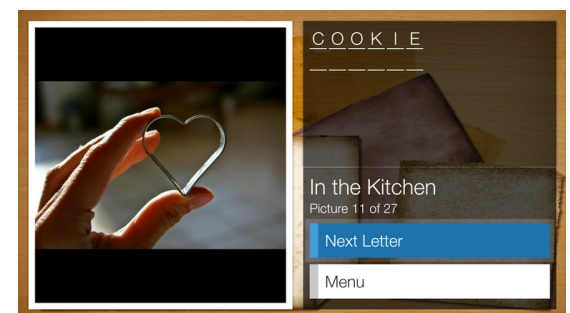
Wellness

The value of music as a therapy tool for those in memory care is well documented. Specific and scientifically developed music programs have been designed with a variety of music genres and can be selected to match an individual's interest and needs. For example, specialized music selections for waking, relaxation and bedtime (referred to as sundowning) are offered. In addition to music, LifeShare offers a wide selection of Faith Programs that include prayers, scripture readings, meditations and study programs.



Entertainment

Games provide both entertainment and brain exercise. The tools in LifeShare offer a variety of options. LifeShare recommends the following games as best fits for Memory Care: Name that Croon, Cosmic Patterns, Math Monsters, Word Search, Chasm, Guess What, and Tic Tac Toe. However, if your loved one has a passion for Chess, Solitaire, or Puzzles, we recommend you check those games out too.



Family Managers

Family members may also request a free "Family Manager Account" that will allow them to "manage" their loved one's LifeShare. One of the capabilities of the Manager is loading family pictures, past and present, into the LifeShare system. You could also load pictures of your loved one's favorite activities, hobbies, pets, or interests. To get an Administrator Account simply contact LifeShare with your name, email address, and your loved one's name. If you have a smartphone, download the FREE LifeShare Family Mobile App in either the Apple App Store or Google Play. You can then login with a Family Manager Account or with your Community's Access PIN.